
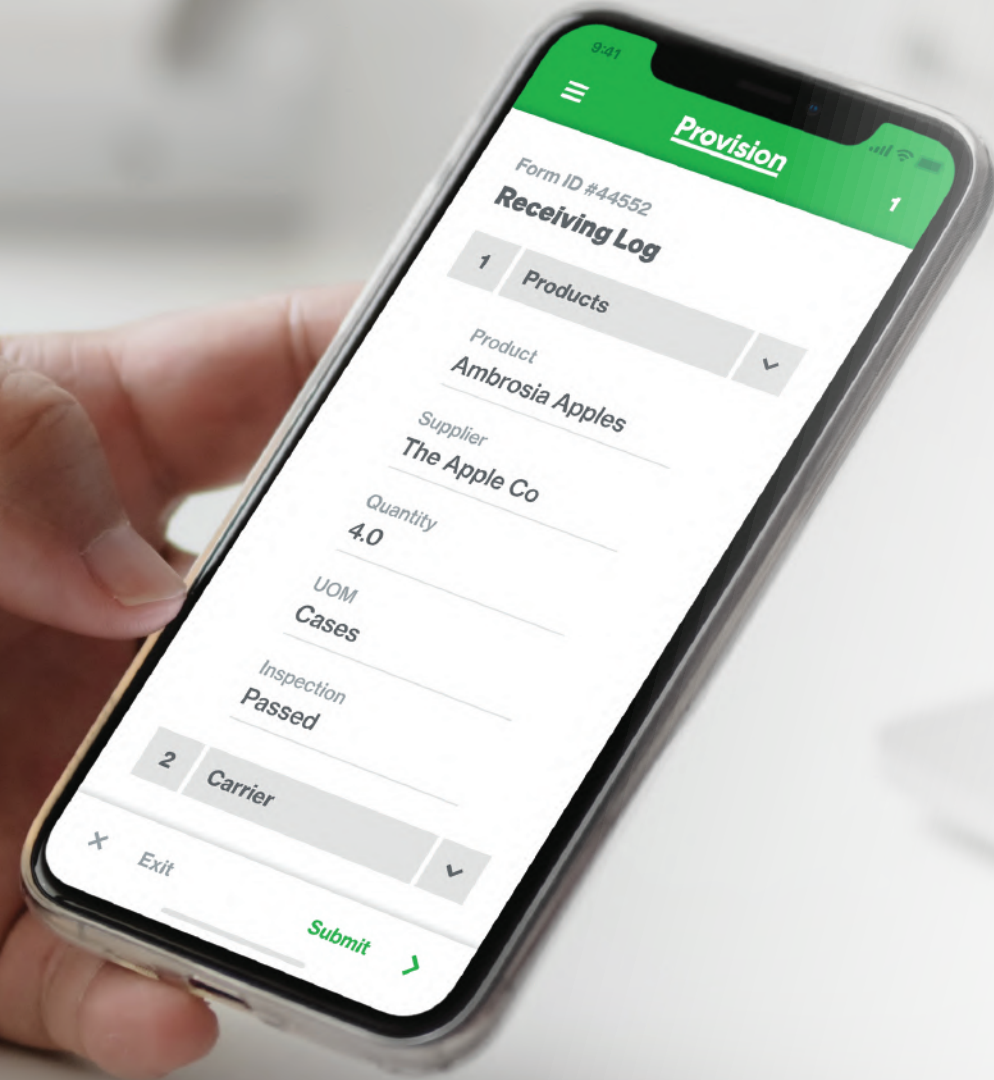




Focus Day Seminar

**How to reduce complexity  
and risk for compliance and  
customer requirements.**





## LEARNING

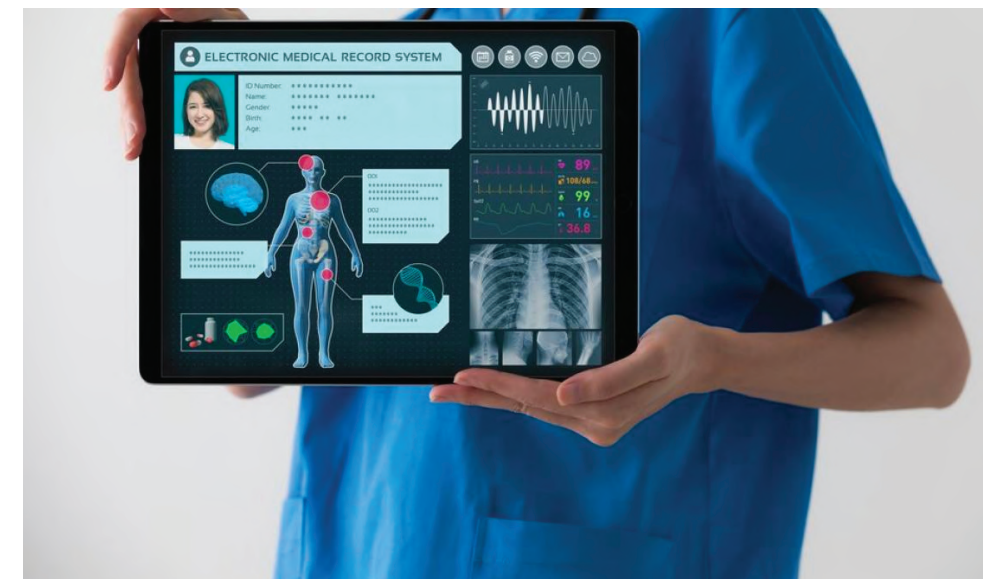
**From an operation with more than 10,000 records every month.**

At Canada's largest food waste processor, we had dozens of operators entering data for compliance.

**EXAMPLE**

**65% of patients are safer if their doctors use digital records.**

- The medical industry is ten years ahead
- The same results are showing in food





Focus Day Seminar

## **PART ONE**

# **Streamlining compliance for non-technical operators.**

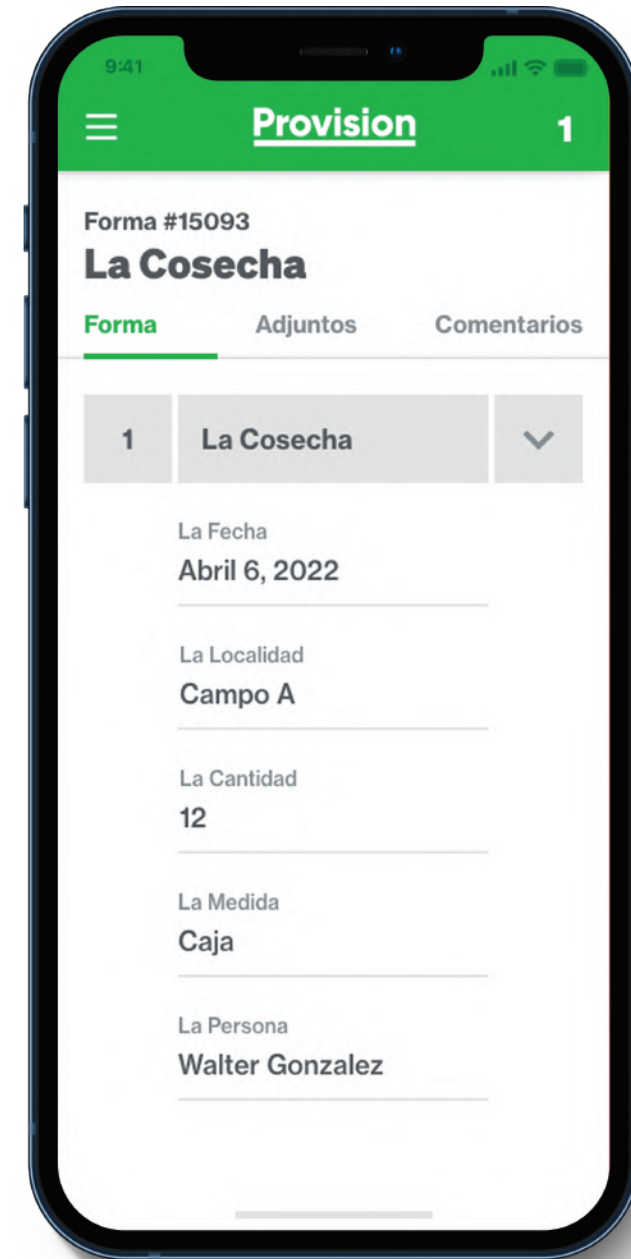




## TRANSLATION

**Enable your staff to work in their native language.**

- **109** Supported languages for live translation
- **3** Hardcoded translations



## MOBILE

# Prevent duplicate data entry and unlock process images.

- **Mobile** Work from any device – no download
- **Functional** Engineered for glare and gloves





## INSTRUCTIONS

# Limit mistakes with instructions and help in records.

- **Policies** Link documents to display in records
- **Help** Show instructions and sample answers
- **Comments** Collaborate in real time





## RULES

# Instantly catch deviations as they happen.

- **Validate** Every required question has answers
- **Check** Set rules that check data
- **Verify** Share for review and signatures

The image shows a smartphone screen displaying the Provision app. The status bar at the top shows the time 9:41, signal strength, Wi-Fi, and battery. The app's header is green with a hamburger menu icon on the left, the title "Provision" in the center, and a notification badge "1" on the right. Below the header, the form is titled "Form #10351" and "Production Log". There are three tabs: "Form" (active, green underline), "Attachments", and "Comments". The form content includes a table with one row: "1" in the first column, "Production" in the second, and a dropdown arrow in the third. Below the table, there are input fields for "Product" (Apple Pie - 8"), "Equipment" (Oven C), "Temperature" (500), and "Quantity" (4). A red warning triangle icon is next to the "Temperature" field, and a red line is drawn under the "500" value. Below the "Temperature" field, there is a red text message: "Too High - Set to 400". The "Quantity" field has a unit "Boxes" next to it.

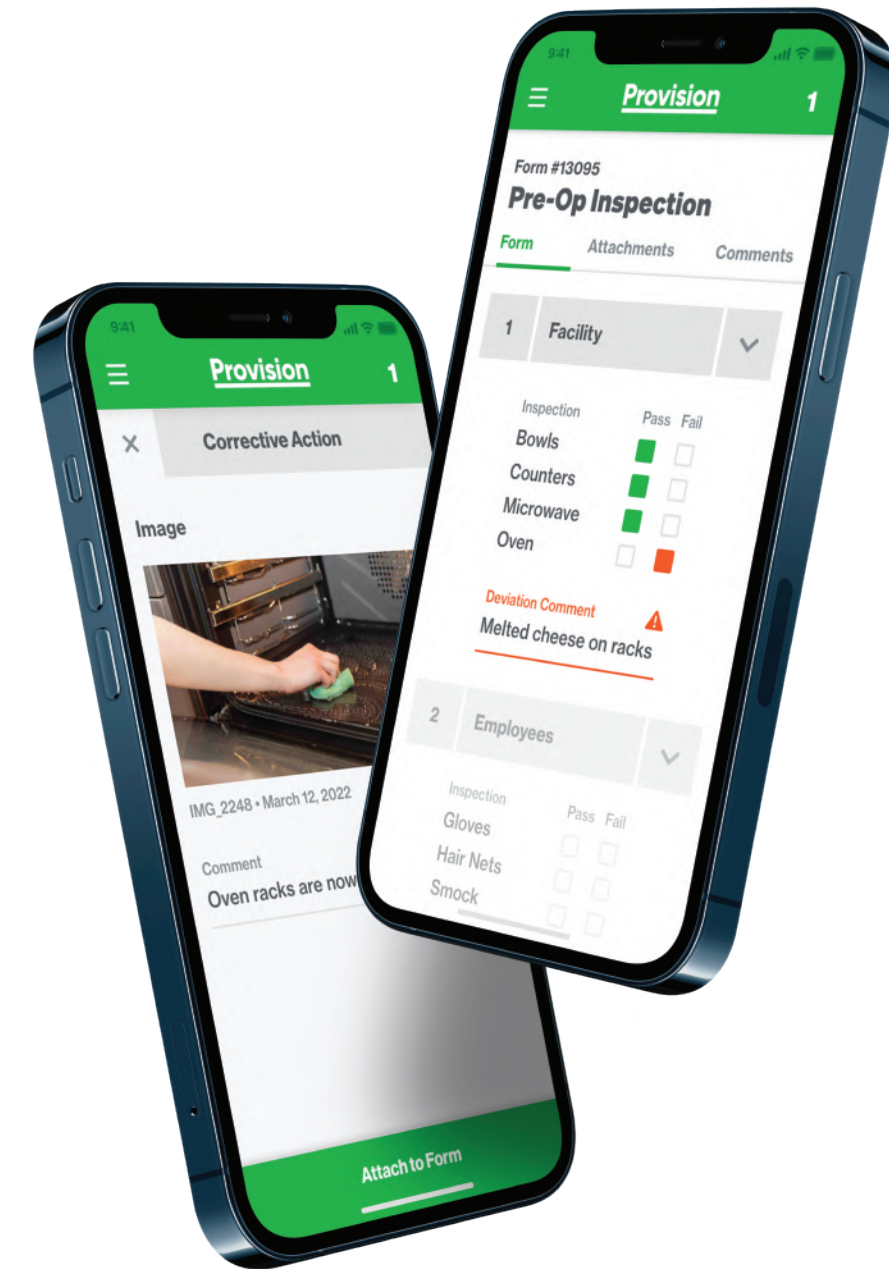




## SPEED

# Automate data entry to reduce labour time.

- **Menus** Suppliers, products, locations, etc.
- **Autofill** Time, location, employee, etc.
- **Calculate** Ingredients, math, etc.





Focus Day Seminar

## **PART TWO**

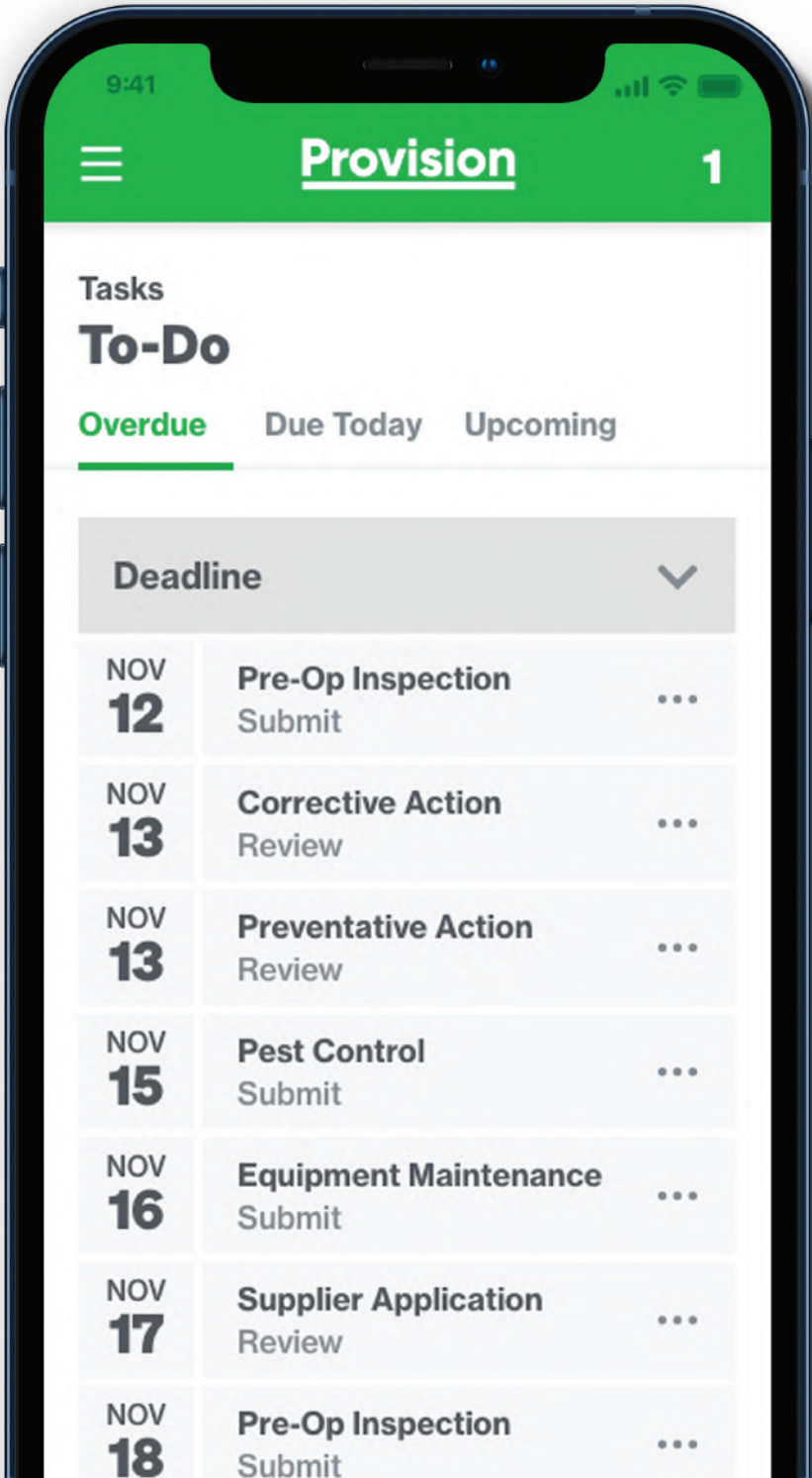
# **Streamlining compliance for FSQA managers.**



SCHEDULING

Ensure no time sensitive record is late or missing.

- **Assign**            To users or teams
- **Schedule**        One time or repeat
- **Alert**             Due today and overdue notifications

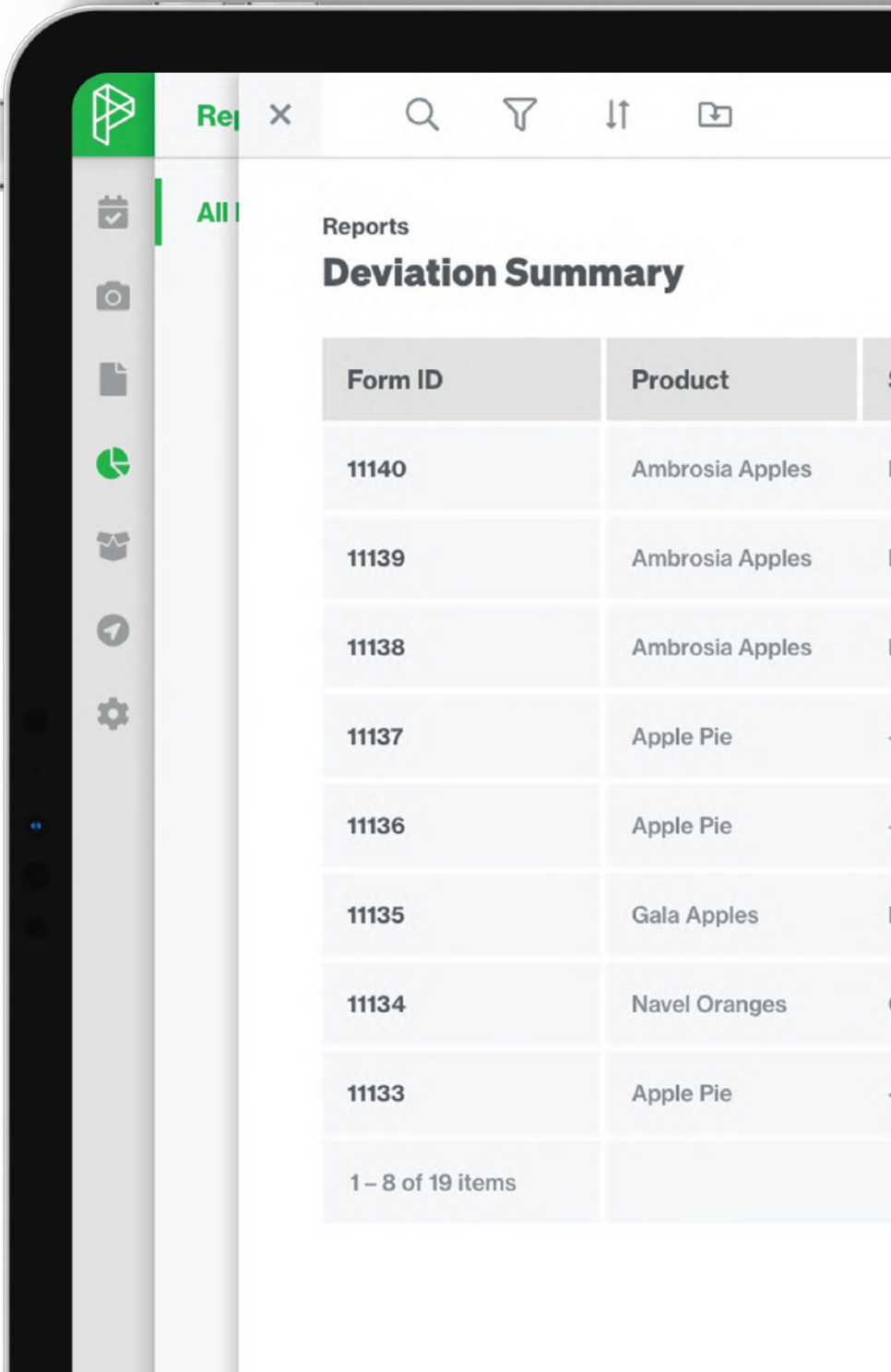




REPORTING

Automatically sort and trend the data from records.

- **Process**      View records by submission status
- **Sort**      Automatically save into customizable folders
- **Trend**      Aggregate any data in customizable reports





## Digital Solutions Summary

### Easier

- Live translation
- Taps instead of typing
- Export to spreadsheets


### Faster

- Autofill answers
- Take pictures
- Auto sort and trend data

### Accurate

- Continuous instructions
- Clear task scheduling
- Instant deviation rules





**Provision**

[www.provision.io](http://www.provision.io)